

CPE 101 slides adapted from UW course

Lecture 14:
Arrays

© 2000 UW CSE

O-1

Overview

Concepts this lecture

Data structures

Arrays

Subscripts (indices)

O-2

Chapter 8

8.1 Declaration and Referencing

8.2 Subscripts

8.3 Loop through arrays

8.4 & 8.5 Arrays arguments and parameters

8.6 Example

O-3

Rainfall Data Revisited

General task: Read daily rainfall amounts and
print some interesting information about them.

Input data: Zero or more numbers giving daily
rainfall followed by a negative number (sentinel).

Example input data:

0.2 0.0 0.0 1.5 0.3 0.0 0.1 -1.0

Empty input sequence:

-1.0

O-4

Rainfall Analysis

Possible things to report:

- How many days worth of data are there?
- How much rain fell on the day with the most rain?
- On how many days was there no rainfall?
- What was the average rainfall over the period?
- On how many days was the rainfall above average?
- What was the median rainfall?
- Can we do all of these while we read the data?

0.5

Rainfall Analysis (cont)

For some tasks (median, number of days above average), we need to have all the data before we can do the analysis.

Where do we store the data?

Lots of variables (rain1, rain2, rain3, rain4, ...)?

Awkward

Doesn't scale

Need something better

0.6

Data Structures

Functions give us a way to *organize programs*.

Data structures are needed to *organize data*, especially:

- large amounts of data
- variable amounts of data
- sets of data where the individual pieces are related to one another

In this course, we will structure data using

arrays

structs

combinations of arrays and *structs*

0.7

Arrays

Definition: A *named, ordered collection of variables of identical type*

Name the collection (rain); number the elements (0 to 6)

Example: rainfall for one week

0	1.0	Variable access:
1	0.2	rain[0] is 1.0
double	0.0	rain[6] is 0.0
rain[7];	0.0	2.0*rain[4] is 2.8
.	1.4	...
.	0.1	
6	0.0	

0.8

Array Terminology

`type name[size];` ← array declaration

`double rain[7];` ← size must be an int constant

rain is of type array of double with size 7.
rain[0], rain[1], ... , rain[6] are the elements of the array rain. Each is a variable of type double.

0, 1, ... , 6 are the indices of the array. Also called subscripts.

The bounds are the lowest and highest values of the subscripts (here: 0 and 6). O-9

Rainfall Analysis (cont.)

Strategy for processing data if we need all of it before we can process it:

Read data and store it in an array

Analyze data stored in the array

Key idea: In addition to the array, we need to keep track of how much of the array currently contains valid data. O-10

Keeping Track of Elements In-Use

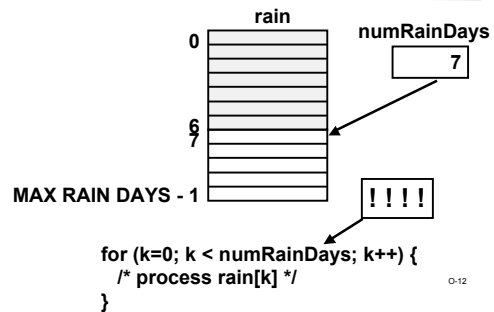
Since an array has to be declared a fixed size, you often declare it bigger than you think you'll really need

```
#define MAXRAINDAYS 400
int rain[MAXRAINDAYS];
```

How do you know which elements in the array actually hold data, and which are unused extras?

1. Keep the valid entries together at the front
2. Record number of valid entries in a separate variable O-11

Keep the valid entries together



Print # Days Above Average

Algorithm:

Read data into an array
Compute average rainfall (from array)
Count # days above average (from array)
Print result

O-13

Declarations

```
/* Maximum # of days of input data */
#define MAXRAINDAYS 400
int main(void) { /* rainfall data is stored in */
    /* rain[0..numRainDays-1] */
    double rain[MAXRAINDAYS];
    int numRainDays ;
    double rainfall; /* current input value */
    double rainTotal; /* sum of input rainfall values */
    double rainAverage; /* average rainfall */
    /* # days with above average rainfall */
    int numAbove;
    int k;

```

O-14

Read Data Into Array

```
/* read and store rainfall data */
printf("Please enter rainfall data.\n");
numRainDays = 0;
scanf("%lf", &rainfall);
while (rainfall >= 0.0) {
    rain[numRainDays] = rainfall;
    numRainDays++;
    scanf("%lf", &rainfall);
}

```

O-15

Calculate Average

```
double rain[MAXRAINDAYS]; /* rainfall data*/
int numRainDays; /* # of data values */
double rainTotal; /* sum of input values*/
double rainAverage; /* average rainfall*/
int k;

/* calculate average rainfall */
rainTotal = 0;
for (k = 0; k < numRainDays; k++) {
    rainTotal = rainTotal + rain[k];
}
rainAverage = rainTotal / numRainDays;

```

We should make a test to
avoid a divide by zero

Calculate and Print Answer

```
double rain[MAXRAINDAYS]; /* rainfall data */
int numRainDays; /* # of data values */
double rainAverage; /* average rainfall */
int numAbove; /* # of days above average */
int k;
```

```
/* count # of days with rainfall above average */
numAbove = 0;
for (k = 0; k < numRainDays; k++) {
    if (rain[k] > rainAverage)
        numAbove++;
} /* Print the result */
printf("%d days above the average of %.3f.\n",
       numAbove, rainAverage);
```

Index Rule

Rule: An array index must evaluate to an int between 0 and n-1, where n is the number of elements in the array. No exceptions!

Example:
rain[i+3+k] /* OK as long as $0 \leq i+3+k \leq 6$ */

The index may be very simple
rain[0]
or incredibly complex
rain[(int) (3.1 * fabs(sin (2.0*PI*sqrt(29.067))))]

O-18

C Array Bounds are Not Checked

```
#define DAYS_IN_WEEK 7

double rain[DAYS_IN_WEEK];
int index;
index = 900;
...
rain[index] = 3.5; /* Is index out of range?? */
```

You need to be sure that the subscript value is in range. Peculiar and unpleasant things can (and probably will) happen if it isn't.

O-19

Technicalities

An array is a collection of variables of one type
Each element can be used wherever a simple variable of that type is allowed.

Assignment, expressions, input/output
An entire array can't be treated as a single variable in C

Can't assign or compare arrays using =, ==, <, >

...

Can't use scanf or printf to read or write an entire array

But, you can do these things one element at a time.

O-20

“Parallel” Arrays

A set of arrays may be used in parallel when more than one piece of information must be stored for each item.



Example: we are keeping track of a group of students. For each item (student), we might have several pieces of information such as scores

0-21

Parallel Arrays Example



Suppose we have a midterm grade, final exam grade, and average score for each student.

```
#define MT_WEIGHT 0.30
#define FINAL_WEIGHT 0.70
#define MAX_STUDENTS 200
int num_student,
    midterm[MAX_STUDENTS],
    final[MAX_STUDENTS];
double score[MAX_STUDENTS];
```

0-22

Parallel Arrays Example



*/** Suppose we know the value of `num_students`, have read student `i`'s grades for midterm and final, and stored them in `midterm[i]` and `final[i]`.

Now:

Store a weighted average of exams in array `score`. **/*

```
for ( i = 0 ; i < num_student ; i = i + 1 ) {
    score[i] = MT_WEIGHT * midterm[i] +
              FINAL_WEIGHT * final[i];
}
```

0-23

Array Elements as Parameters

Individual array elements can be used as parameters, just like other simple variables.

Examples:

```
printf( "Last two are %f, %f", rain[5], rain[6] );
```

```
draw_house( color[i], x[i], y[i], windows[i] );
```

```
scanf( "%lf", &rain[0] );
```

```
swap( &rain[i], &rain[i+1] );
```

0-24

Whole Arrays as Parameters

Array parameters (entire arrays) work differently:

An array is never copied

The array name is always treated as a pointer parameter

The & and * operators are not used

Programming issue: in C, arrays do not contain information about their size, so the size often needs to be passed as an additional parameter.

Array Parameter Example

```
#define ARRAY_SIZE 200
double average ( int a[ARRAY_SIZE] ) {
    int i, total = 0 ;
    for ( i = 0 ; i < ARRAY_SIZE ; i = i + 1 )
        total = total + a[i] ;
    return ((double) total / (double) ARRAY_SIZE) ;
}

int x[ARRAY_SIZE] ;
...
x_avg = average ( x ) ;
```

0-26

Picture

```
#define ARRAY_SIZE 200
double average (
    int a[ARRAY_SIZE] ) {
    int i, total = 0 ;
    for ( i = 0 ; i < ARRAY_SIZE ;

        i = i + 1 )
        total = total + a[i] ;
    return ((double) total /

        (double) ARRAY_SIZE) ;
}

int x[ARRAY_SIZE] ;
...
x_avg = average ( x ) ;
```

0-27

Picture

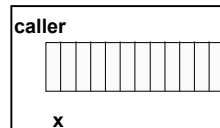
```
#define ARRAY_SIZE 200
double average (
    int a[ARRAY_SIZE] ) {
    int i, total = 0 ;
    for ( i = 0 ; i < ARRAY_SIZE ;

        i = i + 1 )
        total = total + a[i] ;
    return ((double) total /

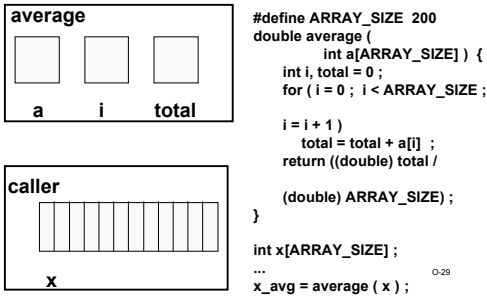
        (double) ARRAY_SIZE) ;
}

int x[ARRAY_SIZE] ;
...
x_avg = average ( x ) ;
```

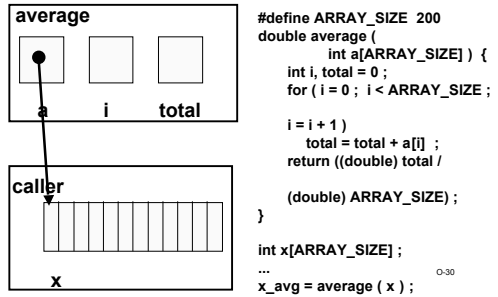
0-28



Picture



Picture



Vector Sum Example

```

/* Set vsum to sum of vectors a and b. */
void VectorSum( int a[3], int b[3], int vsum[3] ) {
    int i;
    for ( i = 0 ; i < 3 ; i = i + 1 )
        vsum[i] = a[i] + b[i];
}

int main(void) {
    int x[3] = {1,2,3}, y[3] = {4,5,6}, z[3];
    VectorSum(x, y, z);
    printf( "%d %d %d", z[0], z[1], z[2] );
}
    
```

note:
no *
no &

General Vector Sum

Usually the size is omitted in an array parameter declaration.

```

/* sum the vectors of the given length */
void VectorSum( int a[ ], int b[ ], int vsum[ ],
                int length ) {
    int i;
    for ( i = 0 ; i < length ; i = i + 1 )
        vsum[i] = a[i] + b[i];
}

int x[3] = {1,2,3}, y[3] = {4,5,6}, z[3];
VectorSum( x, y, z, 3 );
    
```


Bonus Topic: Initializing Arrays

Review: "Initialization" means giving something a value for the first time.

General rule: variables have to be initialized before their value is used.

Review: Various ways of initializing
assignment statement
scanf (or other function call using &)
initializer when declaring
parameters (initialized with argument values)

0-33

Array Initializers

```
int w[4] = {1, 2, 30, -4};  
        /*w has size 4, all 4 are initialized */  
char vowels[6] = {'a', 'e', 'i', 'o', 'u'},  
        /*vowels has size 6, only 5 have initializers */  
        /* vowels[5] is uninitialized */
```

0-34

Array Initializers

```
int w[4] = {1, 2, 30, -4};  
        /*w has size 4, all 4 are initialized */  
char vowels[6] = {'a', 'e', 'i', 'o', 'u'},  
        /*vowels has size 6, only 5 have initializers */  
        /* vowels[5] is uninitialized */
```

Caution: cannot use this notation in assignment statement:

```
w = {1, 2, 30, -4};    /*SYNTAX ERROR */
```

0-35

Incomplete Array Size

```
double x[] = {1.0, 3.0, -15.0, 7.0, 9.0};  
        /*x has size 5, all 5 are initialized */
```

But:

```
double x[];    /* ILLEGAL - why? */
```

0-36

Summary

Arrays hold multiple values

All values are of the same type

Notation: [i] selects one array element

[0] is always the first element

C does not check array bounds!

Especially useful with large amounts of data

Often processed within loops

Entire array can be passed as a parameter^{>37}