

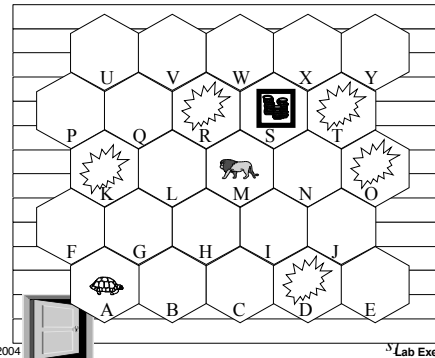
Hexagonal Wumpus World

- ◆ similar to the grid wumpus world, but the underlying geometry is hexagonal
- ◆ Task 1: Add the "breeze" and "smell" information to the wumpus world by coloring or shading the respective tiles in "Hex WWW Breeze + Smell"
- ◆ Task 2: Trace the exploration of the given configuration by adding definite knowledge (obtained through observation or reasoning) and speculative knowledge about the state of the world. Use the same conventions as in the lecture notes.
- ◆ mark the status of tiles
 - ◆ visited (V)
 - ◆ safe (OK)
 - ◆ possible pit (P?)
 - ◆ confirmed pit (P!)
 - ◆ possible wumpus (W?)
 - ◆ confirmed wumpus (W!)
 - ◆ percepts (SBGPC)
 - ◆ orientation of the agent
 - ◆ action (arrow or line)

© 2004 Franz Kurfess

Lab Exercise Reasoning 2

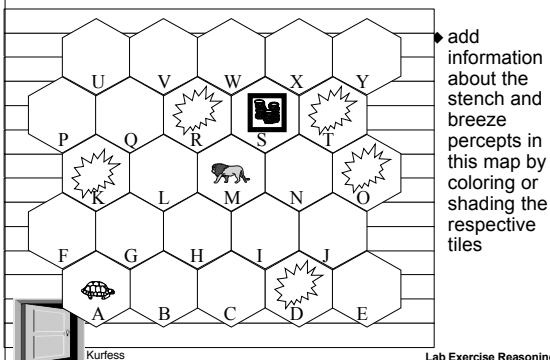
Hex WW Configuration



© 2004

Lab Exercise Reasoning 3

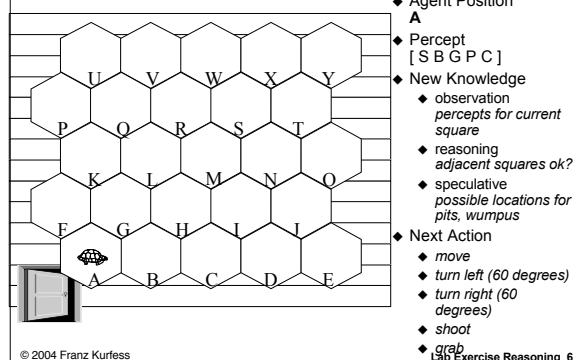
Hex WW Breeze + Smell



Kurfess

Lab Exercise Reasoning 4

Hex WW Exploration Terminology



© 2004 Franz Kurfess

Lab Exercise Reasoning 6