

CPE – 484 Assignment 2: Storyboards and Prototyping

Using PolyCAT

By:

Team 2B

Philip Choi
Huy Duong
Justin Glaeser
Michelle Lee
Jeddi Lao
Craig Maas
Ian Myers

Accessing POLYCAT

TO ACCESS POWER,
HAVE THE USER
VISIT ANY COMPUTER
TERMINAL IN THE
LIBRARY. JANE NEEDS
A BOOK FROM CLASS
BUT ONLY REMEMBERS ONE
OF THE AUTHOR NAMES.
IT WAS 'DENNIS
RITCHIE!'



Version:

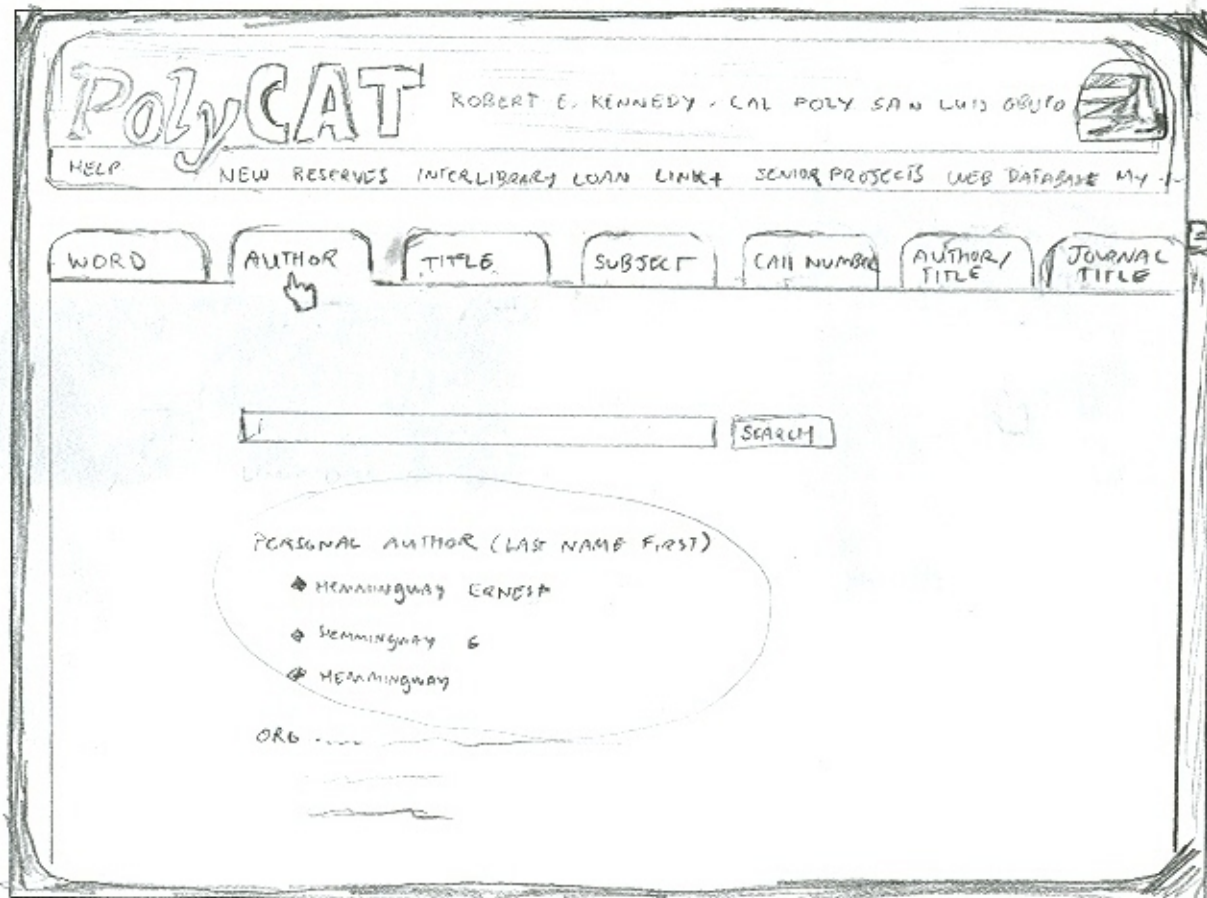
Date:

Name:

Notes:

POLYCAT Window SEARCH GUI OF USER CHOICE

JANE LEFT CLICKS
THE TAB OF THE SEARCH
CHOICE SHE WANTS
USING THE MOUSE.
A NEW GUI PAGE
APPEARS WITH A
SEARCH TEXT FIELD.

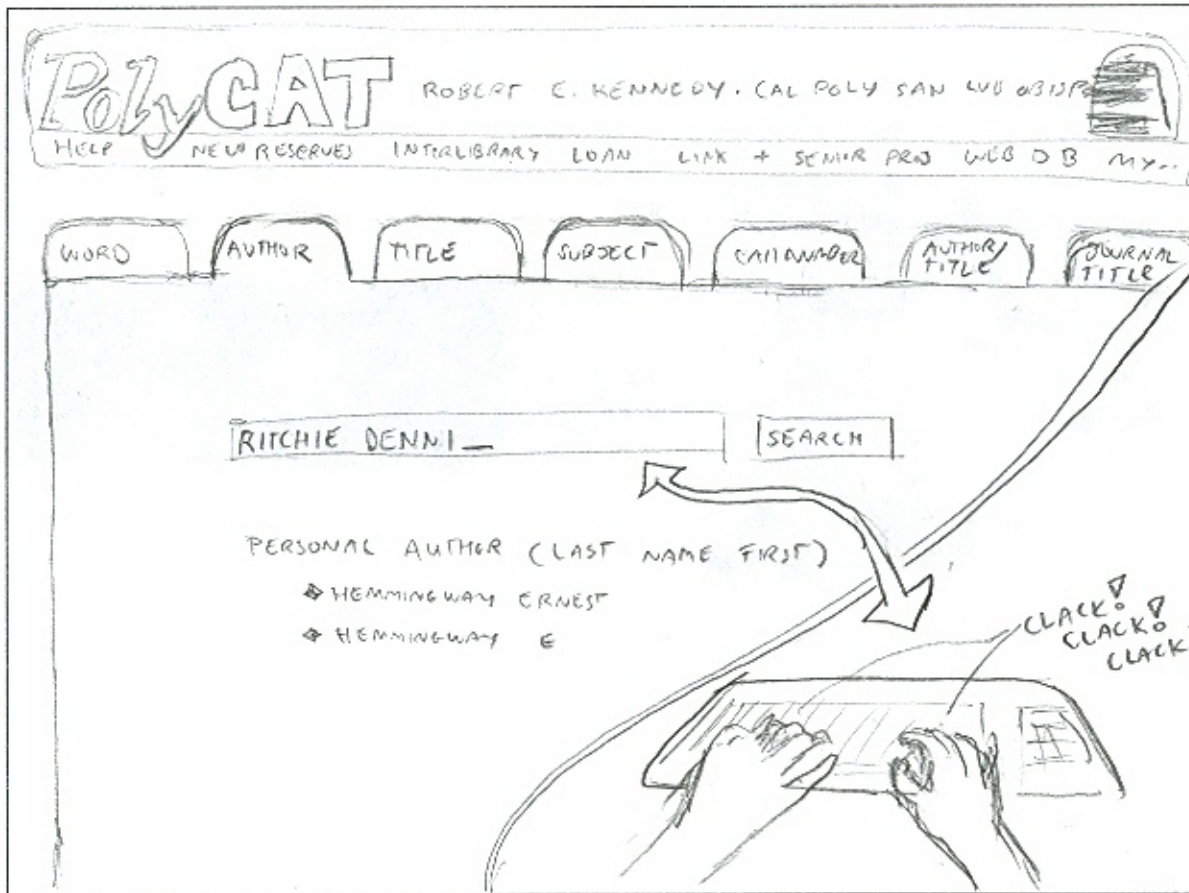


Version:
Name:

Date:
Notes:

ENTER TEXT BY KEYBOARD

Empty lined area for notes.




Version:
Name:

Date:
Notes:

EXECUTES SEARCH BY CLICKING MOUSE

JANE LEFT CLICKS
THE SEARCH BUTTON



Version:
Name:

Date:
Notes:

SEARCH RESULTS - POSITIVE

THE SEARCH FOR JANE'S
BOOK YIELDS POSITIVE
RESULTS. JANE IS
HAPPY TO KNOW
HER BOOK IS NOT
CHECKED OUT AND
AVAILABLE TO BE
BORROWED.



Version:

Date:

Name:

Notes:

HAND WRITES DEWEY DECIMAL SYSTEM

JANE WRITES DOWN
THE DEWEY DECIMAL TO
SEE THE LOCATION OF
HER BOOK IN THE LIBRARY



Version:

Date:

Name:

Notes:

POLYCAT WINDOW SEARCH GUI OF USER CHOICE

JANE THEN DECIDES ON
A SECOND SEARCH.
SHE CLICKS ON THE
TITLE TAB, BECAUSE
THAT'S THE ONLY
INFORMATION SHE
KNOWS ON WHAT
SHE IS SEARCHING FOR.

The GUI is titled "Polycat" in a large, stylized font. To the right of the title is the text "ROBERT E. KENNEDY - CAL POLY SAN LUIS OBISPO" and a small icon of a building. Below the title is a navigation bar with several menu items: "HELP", "NEW RESERVES", "INTERLIBRARY LOAN LINK", "SENIOR PROJECTS", "WEB DATABASE", and "MY". Below the navigation bar are six search criteria tabs: "WORD", "AUTHOR", "TITLE", "SUBJECT", "CALL NUMBER", and "AUTHOR/TITLE". The "TITLE" tab is selected, indicated by a mouse cursor icon. Below the tabs is a large text area with the instruction "TYPE THE TITLE YOU WANT TO SEARCH, THEN CLICK SEARCH". Below this instruction is a search input field and a "SEARCH" button. Below the input field is the text "ENTER all or part of the title, ..." followed by "for example" and two examples: "▲ SUN also rises" and "▲ SUN also". Below the examples is the text "OR:" followed by two horizontal lines.

Version:


Date:

Name:

Notes:

SEARCH RESULT - NEGATIVE

THE SEARCH RESULTED
IN SEVERAL BOOKS,
BUT THEY DID NOT
MATCH WHAT JANE
WAS SEARCHING FOR.



Version:

Date:

Name:

Notes:

LOCATES BOOKS FOUND

JANE DECIDES TO
GO LOCATE HER BOOK
FOLLOWING THE
DEWEY DECIMAL
SYSTEM SHE WRITE
DOWN.



Version:

Date:

Name:

Notes: